



Valves, Automation & Controls

Series 5303

3-PIECE BALL VALVE

Design Features

- Full Port
- 1000 CWP (1/4"-2")
600 CWP (2 1/2"-4")
- Carbon Steel ASTM A216 WCB or
316 Stainless Steel ASTM A351 CF8M
- Threaded, Socket Weld*, or
Schedule 10, or 40 Butt Weld* Ends**
- Blow-Out Proof Stem
- Lockable Lever Handle



Applicable Standards

- | | |
|-------------------------------|-------------|
| • Socket Weld & Threaded Ends | ASME B16.11 |
| • Butt Weld Ends | ASME B16.25 |
| • Shell and Seat Tests | ASME B16.34 |

Options

- Stem Extension, Non-Locking
- Reverse Handle Non-Locking
- Oval Handle, Lockable, up to 2"



USA 800-766-0076

Fax 323-890-4456

www.smithcooper.com

www.sharpevalves.com

Los Angeles, CA

Chicago, IL

Atlanta, GA

Vancouver, WA

Houston, TX

* Valves with Welded Ends supplied with extra set of PTFE Body Seals

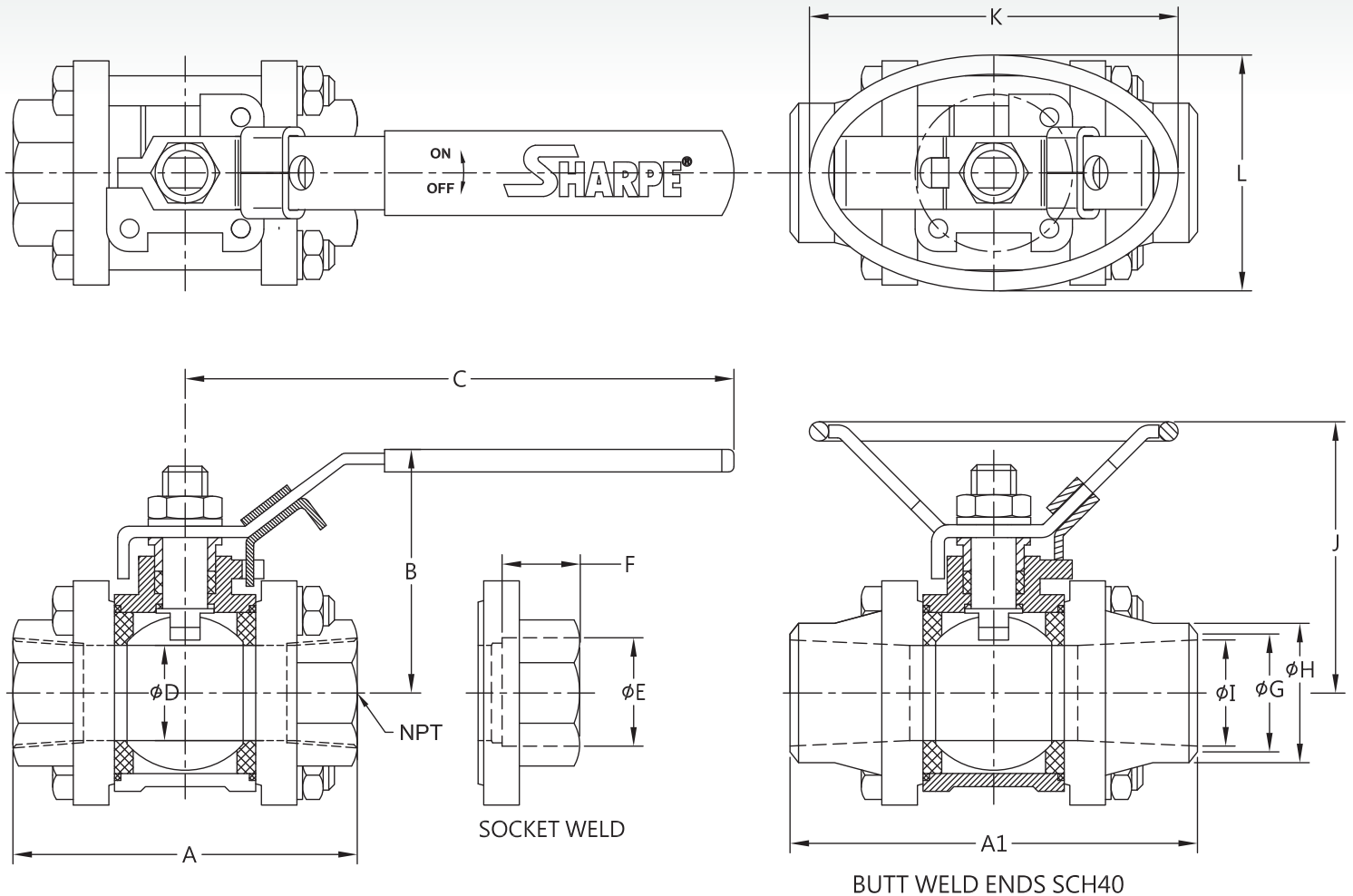
** Butt Weld available only in 316 Stainless Steel ASTM A351 CF8M.



Valves, Automation & Controls

Dimensions

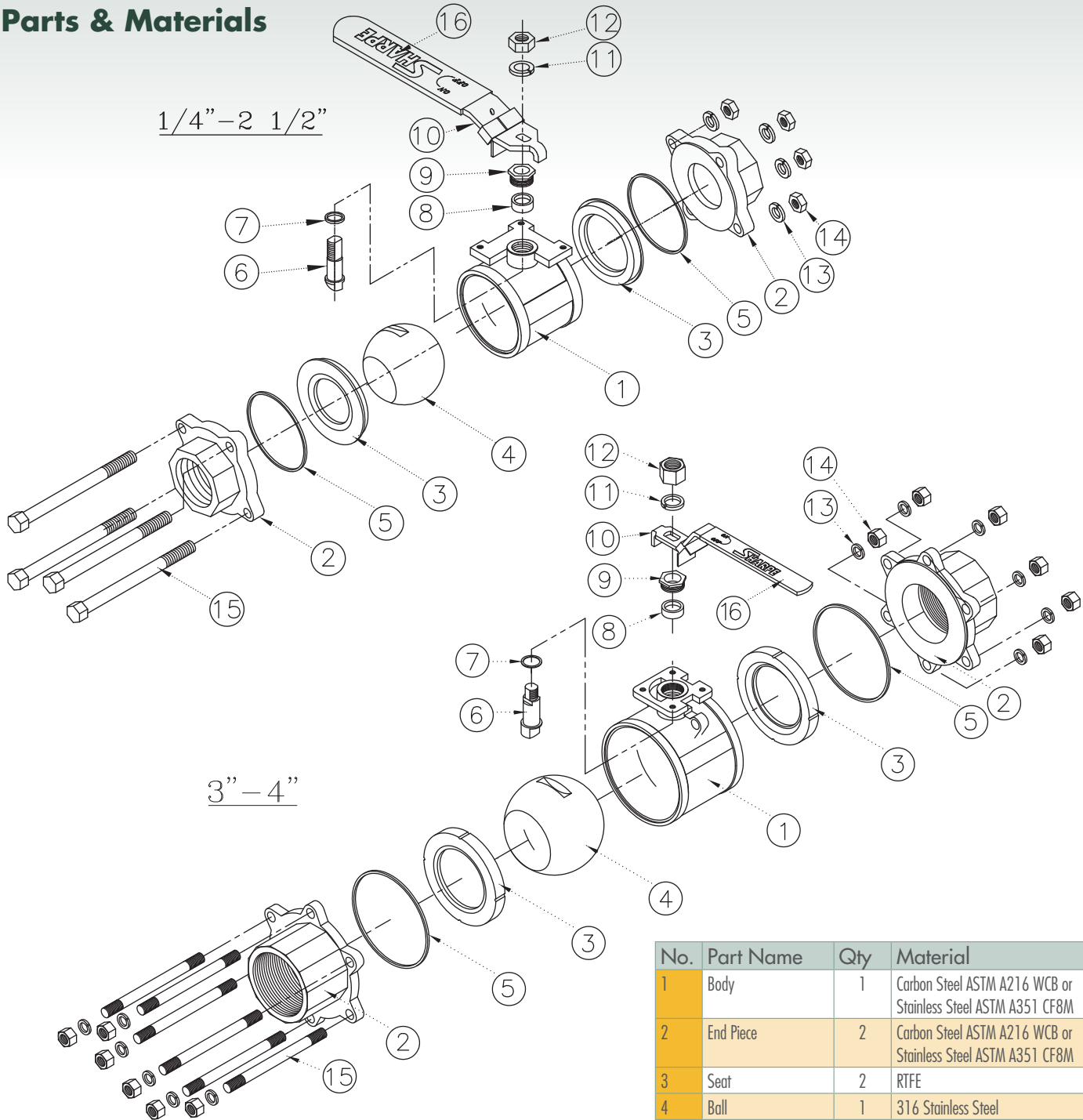
Series 5303 3-PIECE BALL VALVE



Dimensions (Inches)

Size	A	A1	B	C	ØD	ØE	F	ØG	ØH	ØI	J	K	L
1/4	2.50	2.56	2.21	4.00	0.46	0.56	0.44	0.44	0.54	0.36	1.79	3.62	2.42
3/8	2.50	2.56	2.21	4.00	0.50	0.69	0.44	0.57	0.68	0.49	1.79	3.62	2.42
1/2	2.83	2.83	2.36	4.00	0.59	0.86	0.44	0.70	0.84	0.62	2.13	3.62	2.42
3/4	3.34	3.34	2.47	5.00	0.79	1.07	0.56	0.92	1.05	0.82	2.66	3.78	2.56
1	3.62	3.62	2.81	5.70	0.98	1.33	0.72	1.19	1.32	1.05	2.82	3.78	2.56
1-1/4	4.33	4.33	3.08	5.70	1.26	1.68	0.72	1.52	1.66	1.38	3.17	4.72	3.31
1-1/2	4.83	4.83	3.47	7.50	1.50	1.92	0.75	1.75	1.90	1.61	3.39	4.72	3.31
2	5.58	5.58	3.82	7.50	2.00	2.41	0.84	2.23	2.38	2.07	3.66	4.72	3.31
2-1/2	6.84	6.84	5.81	10.00	2.56	2.90	1.13	2.64	2.88	2.47	-	-	-
3	7.59	7.57	6.23	10.00	3.00	3.54	1.25	3.24	3.50	3.07	-	-	-
4	10.79	10.76	7.31	11.34	3.94	4.54	1.75	4.21	4.50	4.03	-	-	-

Parts & Materials



No.	Part Name	Qty	Material
1	Body	1	Carbon Steel ASTM A216 WCB or 316 Stainless Steel ASTM A351 CF8M
2	End Piece	2	Carbon Steel ASTM A216 WCB or 316 Stainless Steel ASTM A351 CF8M
3	Seat	2	RTFE
4	Ball	1	316 Stainless Steel
5	Body Seals	2	PTFE
6	Stem	1	316 Stainless Steel
7	Thrust Bearing	1	PTFE
8	Stem Packing	1	PTFE
9	Gland Packing	1	300 Series Stainless Steel
10	Handle	1	300 Series Stainless Steel
11	Handle Washer	1	300 Series Stainless Steel
12	Handle Nut	1	300 Series Stainless Steel
13	Lock Washer	4 / 12	300 Series Stainless Steel
14	Nut	4 / 12	300 Series Stainless Steel
15	Bolts	4 / 6	300 Series Stainless Steel
16	Handle Sleeve	1	PVC

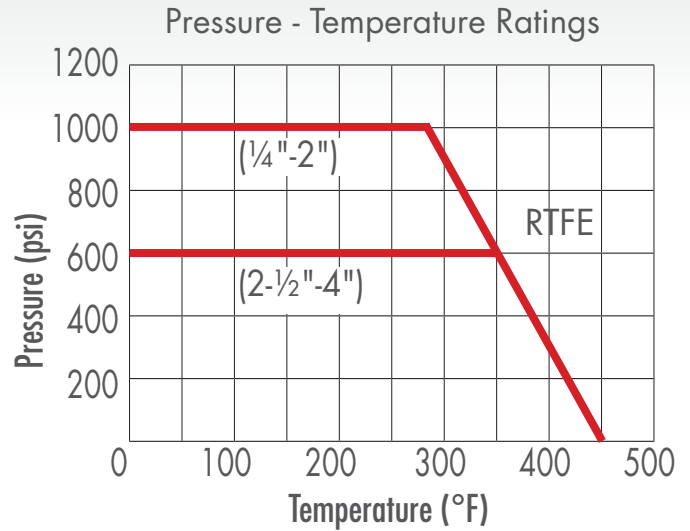


Valves, Automation & Controls

Series 5303 3-PIECE BALL VALVE

Technical Information

Size	C _v	Weight (lbs.)
1/4	20	0.9
3/8	25	0.9
1/2	28	1.1
3/4	50	1.8
1	70	2.6
1-1/4	112	4.0
1-1/2	170	6.3
2	395	9.7
2-1/2	835	18.7
3	860	29.5
4	1780	47.5



How To Order

Size	Series	Body & Ends	Ends		Options	
1/4	5303	4 Carbon Steel	TE	Threaded	NLS	Non-Locking Stem Extension, 2-1/2"
3/8			SW	Socket Weld		
1/2			TE/SW	Threaded/ Socket Weld		
3/4						
1		6 316 Stainless Steel	TE	Threaded	OH	Oval Handle (up to 2")
1-1/4			SW	Socket Weld		
1-1/2			BW	Butt-weld (Sch 40)		
2			BW10	Butt-weld (Sch 10)*		
2-1/2			TE/SW	Threaded /Socket Weld		
3			TE/BW	Threaded /Butt-weld (Sch 40)		
4	TE/BW10	Threaded /Butt-weld (Sch 10)*				

*Price On Application

Example: 1/4 + 5303 +6 + TE + = 1/4-5303-6-TE