



Valves, Automation & Controls

Series 50B7

SEAL WELD BALL VALVE

Design Features

- Full Port
- 2000 CWP rating (1/4" - 2")
1500 CWP rating (2-1/2" & 3")
- 150 WSP
- Carbon Steel ASTM A216 WCB
316 Stainless Steel ASTM A351 CF8M
- Threaded Ends
- Blow Out Proof Stem
- Lockable Lever Handle

Applicable Standards

- | | |
|--------------------------------|-------------|
| • Threaded Ends | ASME B16.10 |
| • Shell and Seat Pressure Test | ASME B16.34 |
| • NACE | MR-0175 |

Options

- Lockable Oval Handle
- Non-Locking Stem Extension



USA 800-766-0076

Fax 323-890-4456

www.smithcooper.com

www.sharpevalves.com

Los Angeles, CA

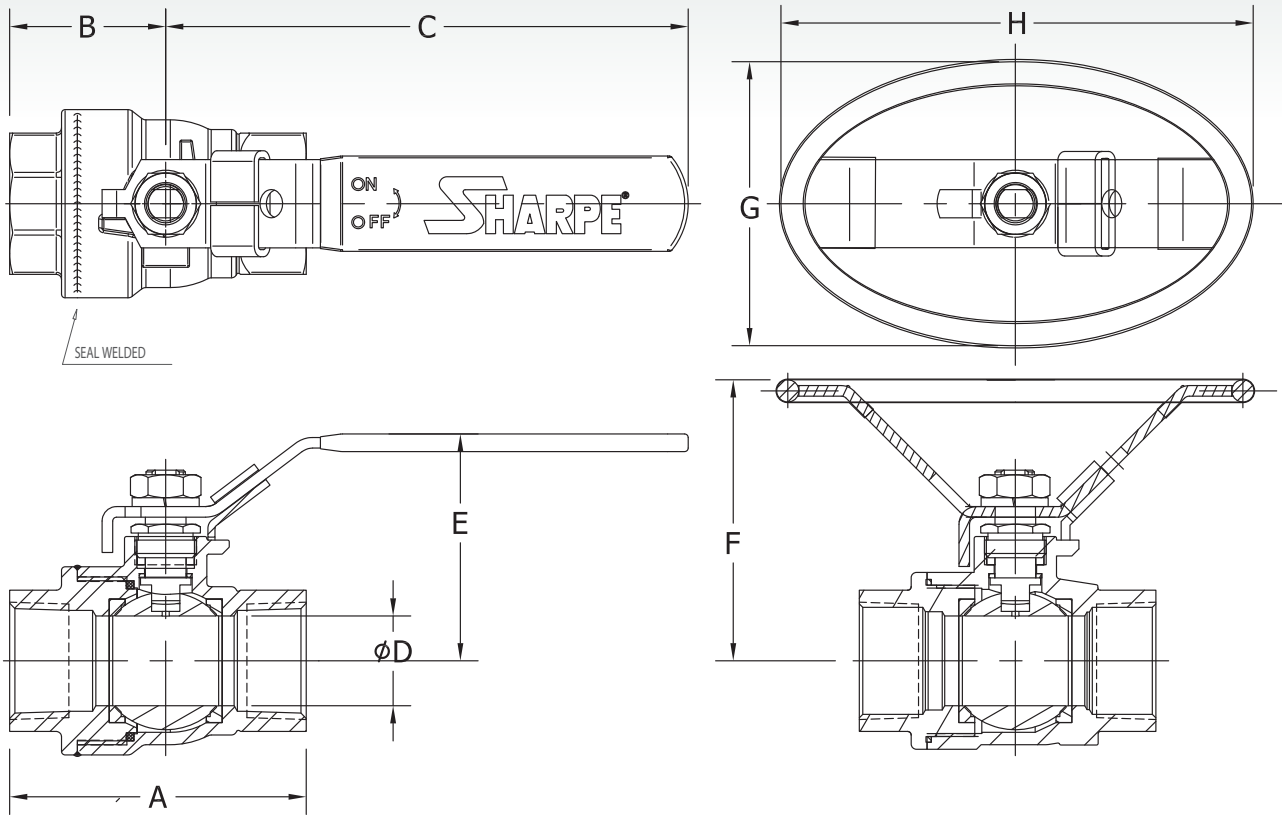
Chicago, IL

Atlanta, GA

Vancouver, WA

Houston, TX

Dimensions



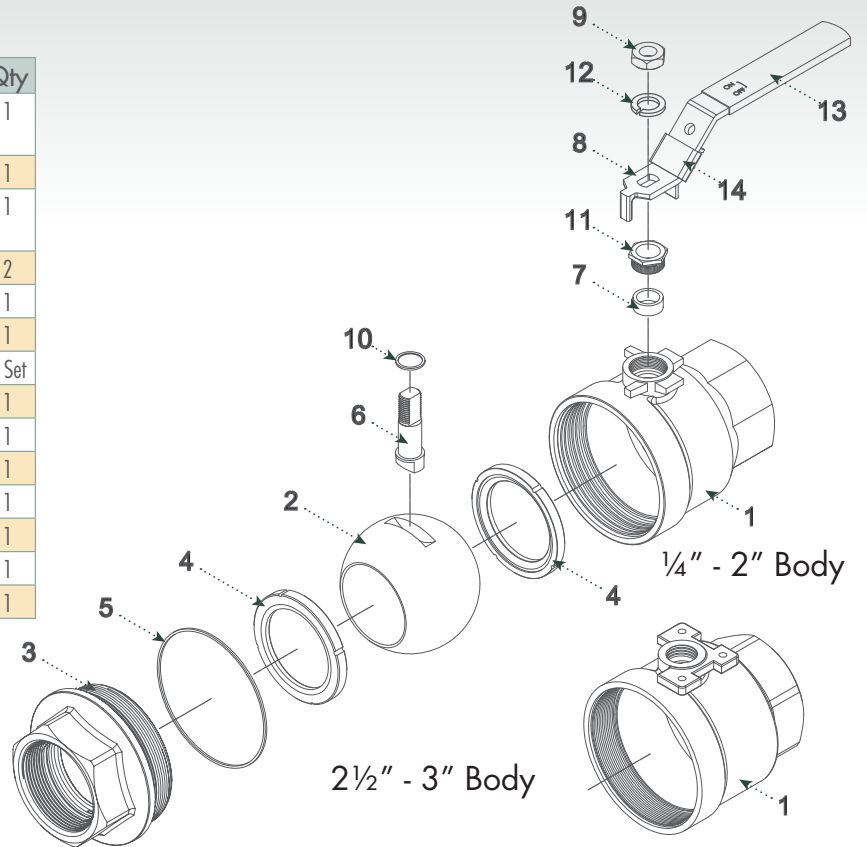
Dimensions (Inches)

Size	A	B	C	ϕD	E	F	G	H
1/4	2.00	1.02	4.00	0.50	1.81	2.24	2.16	3.39
3/8	2.00	1.02	4.00	0.50	1.81	2.24	2.16	3.39
1/2	2.36	1.17	4.00	0.59	1.89	2.26	2.16	3.39
3/4	2.75	1.48	5.00	0.80	2.04	2.90	2.76	4.33
1	3.25	1.74	5.75	1.00	2.44	3.20	3.18	5.26
1-1/4	3.80	1.91	5.75	1.25	2.56	3.40	3.18	5.26
1-1/2	4.33	2.17	7.50	1.50	2.96	4.20	4.13	6.47
2	5.27	2.64	7.50	2.00	3.25	4.51	4.13	6.47
2-1/2	6.58	3.28	9.73	2.56	5.00	-	-	-
3	7.55	3.78	9.73	3.00	5.40	-	-	-

Series 50B7 SEAL WELD BALL VALVE

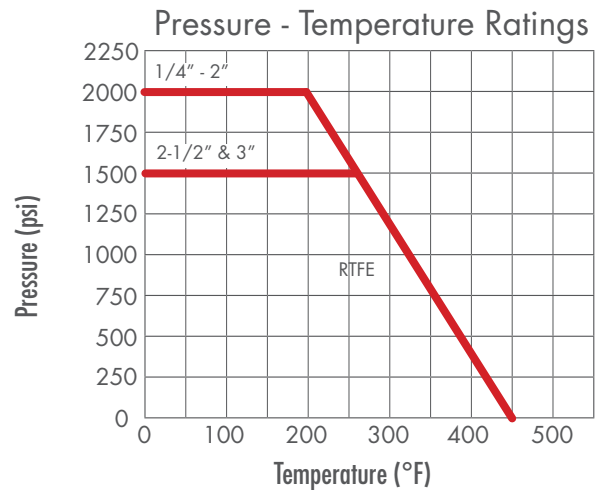
Parts & Materials

No.	Part Name	Material	Qty
1	Body	Carbon Steel ASTM A216 WCB or 316 Stainless Steel ASTM A351 CF8M	1
2	Ball	316 Stainless Steel	1
3	End Piece	Carbon Steel ASTM A216 WCB or 316 Stainless Steel ASTM A351 CF8M	1
4	Seat	RTFE	2
5	Body Seal	RTFE	1
6	Stem	316 Stainless Steel	1
7	Stem Packing	RTFE	1 Set
8	Handle	300 Series Stainless Steel	1
9	Handle Nut	300 Series Stainless Steel	1
10	Thrust Bearing	RTFE	1
11	Packing Nut	300 Series Stainless Steel	1
12	Lock Washer	300 Series Stainless Steel	1
13	Handle Sleeve	PVC	1
14	Locking Device	300 Series Stainless Steel	1



Technical Information

Size	C _v	Weight (lbs.)
1/4	6	0.6
3/8	6	0.4
1/2	24	0.6
3/4	35	1.1
1	47	1.8
1-1/4	81	3.0
1-1/2	105	4.2
2	241	8.0
2-1/2	319	14.0
3	580	22.8



How To Order

Size		Series	Body		Options	
1/4	1-1/4	50B7	4	Carbon Steel	OH	Oval Handle
3/8	1-1/2		6	Stainless Steel	NLS	Non-Locking Stem
1/2	2					Extension, 2-1/2"
3/4	2-1/2					
1	3					

Example: 1/4 + 50B7 + 4 + OH = 1/4"-50B74-OH