



Valves, Automation & Controls

Series 11 DIR-ACT™
 DIRECT MOUNT
 2-PIECE BALL VALVE

Design Features

- Full Port
- 1000 CWP, 150 WSP *
- Carbon Steel ASTM A216 WCB or 316 Stainless Steel ASTM A351 CF8M
- Threaded Ends
- Direct Mount Pad Eliminates Need for Brackets and Couplings*
- Low Profile, Space Saving Design
- Live Loaded, Blow-Out Proof Stem
- Bare Stem Actuator Ready

Applicable Standards

- | | |
|--------------------------------|-------------|
| • Mounting Dimensions | ISO 5211 |
| • Threaded Ends | ASME B16.11 |
| • Shell and Seat Pressure Test | ASME B16.34 |

Options

- 4X4 Pneumatic Four Piston Actuator
- SPN II Pneumatic Two Piston Actuator
- SEA Electric Actuator
- Solenoids
- Limit Switches



USA 800-766-0076

Fax 323-890-4456

www.smithcooper.com

www.sharpevalves.com

Los Angeles, CA

Chicago, IL

Atlanta, GA

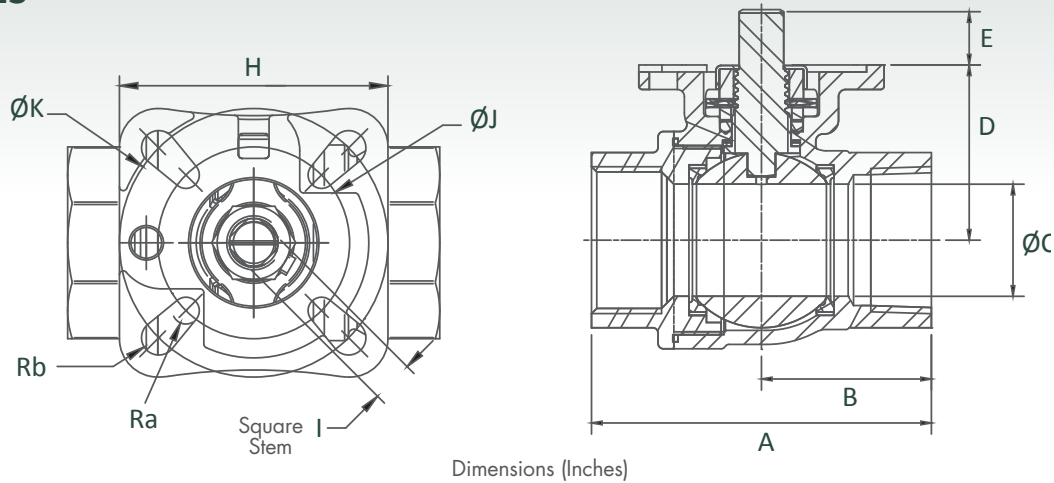
Vancouver, WA

Houston, TX

*Mounting Bracket Must be Used for High Temperature (>180° F) and Steam Applications

Series 11 DIR-ACT™ DIRECT MOUNT 2-PIECE BALL VALVE

Dimensions

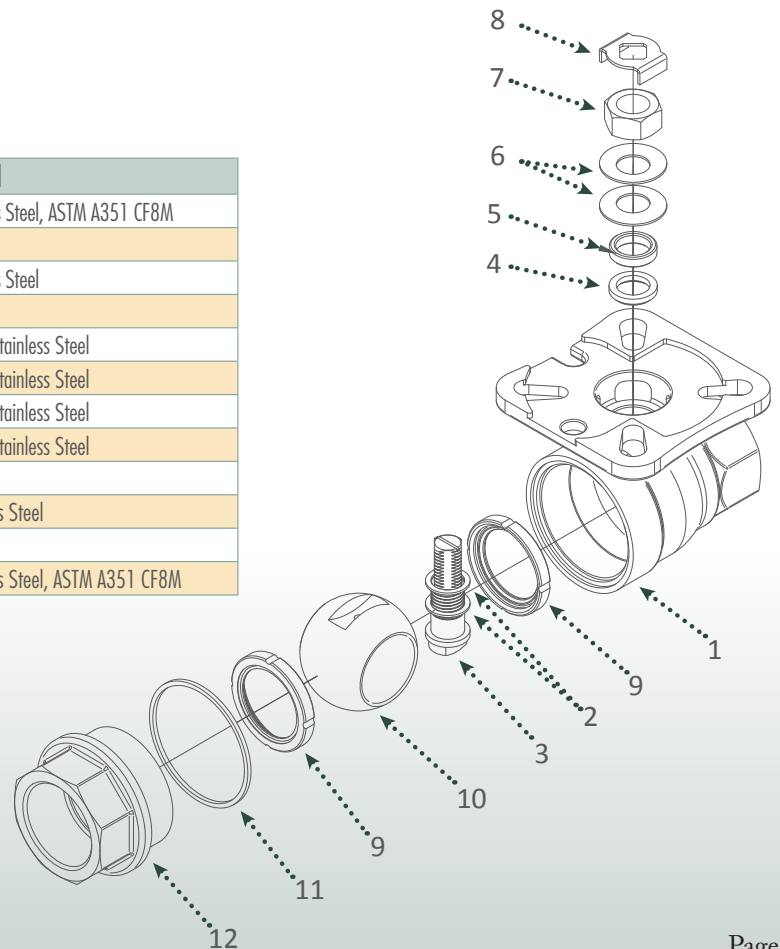


Size	A	B	ØC	D	E	H	I	ØJ	ØK	Ra	Rb
1/4	2.34	1.17	0.25	1.38	0.40	1.97	0.354	F03 (1.42)*	F05 (1.97)	0.11	0.13
3/8	2.34	1.17	0.50	1.38	0.40	1.97	0.354	F03 (1.42)*	F05 (1.97)	0.11	0.13
1/2	2.34	1.17	0.59	1.38	0.40	1.97	0.354	F03 (1.42)*	F05 (1.97)	0.11	0.13
3/4	2.91	1.40	0.79	1.48	0.46	1.97	0.354	F03 (1.42)*	F05 (1.97)	0.11	0.13
1	3.31	1.57	1.00	1.69	0.56	2.76	0.354	F05 (1.97)	F07 (2.76)	0.14	0.18
1-1/4	3.82	1.88	1.26	1.97	0.61	2.76	0.433	F05 (1.97)	F07 (2.76)	0.14	0.18
1-1/2	4.33	2.17	1.50	2.21	0.61	2.76	0.433	F05 (1.97)	F07 (2.76)	0.14	0.18
2	5.28	2.64	2.00	2.50	0.63	2.76	0.433	F05 (1.97)	F07 (2.76)	0.14	0.18

*Bolt slots accept F03, F04 and F05

Parts & Materials

No.	Part Name	Qty	Material
1	Body	1	316 Stainless Steel, ASTM A351 CF8M
2	Thrust Bearing	2	PTFE
3	Stem	1	316 Stainless Steel
4	Stem Seal	1	PTFE
5	Gland Packing	1	300 Series Stainless Steel
6	Belleville Washer	2	300 Series Stainless Steel
7	Packing Nut	1	300 Series Stainless Steel
8	Lock Tab	1	300 Series Stainless Steel
9	Seat	2	TFM
10	Ball	1	316 Stainless Steel
11	Body Seal	1	PTFE
12	End Piece	1	316 Stainless Steel, ASTM A351 CF8M





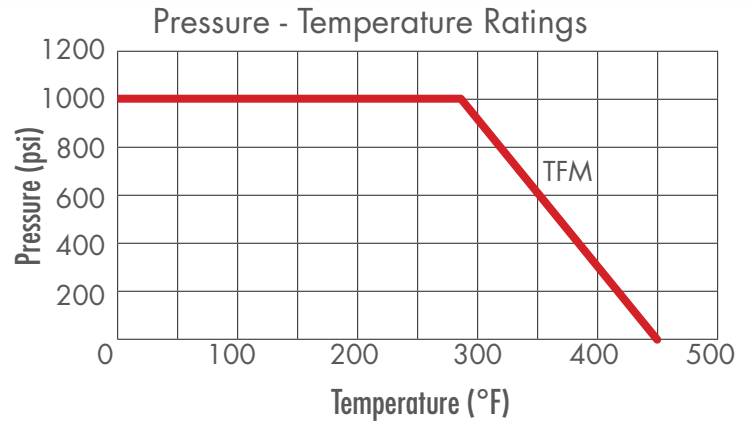
Valves, Automation & Controls

Series 11 DIR-ACT™ DIRECT MOUNT 2-PIECE BALL VALVE

Technical Information

Size	C _v	Break Away* Torque / (in-lb _f)	Weight (lbs.)
1/4	8	40	0.8
3/8	8	40	0.8
1/2	38	40	0.8
3/4	71	80	1.0
1	110	110	1.6
1-1/4	230	160	2.8
1-1/2	350	190	4.0
2	600	250	6.6

*Based on clean non-lubricating fluid at room temperature at 1000 psi media pressure.



How to Order

Size	Series	Body		Ball & Stem		Seat		End Connection	
1/4	11	6	316 Stainless Steel	6	316 Stainless Steel	M	TFM	TE	Threaded
3/8									
1/2									
3/4									
1									
1-1/4									
1-1/2									
2									

Example: 1/4 + 11 + 6 + 6 + M + TE = 1/4-11-6-6-M-TE

Due to continuous development of our product range, we reserve the right to change the dimensions and information for this product as required.